



Kev Npaj Koj Lub Tsev Tos



Peb nyiam lub neej thiab cov huab cua nyob Queensland heev. Tiam si, tej teeb meem ntuj ua kuj muaj yam yus thaiv tsis tau xws li cua daj cua dub, nag xob nag cua thiab dej nyab. Keeb kwm tau ua peb pom lawm tias peb yuav nyob twj ywm tos cov teeb meem no tsis tau.

Kav tsij muab sij hawm los npaj tos tej teeb meem ceev no xws li:

Peb kav tsij muab sij hawm los npaj tos tej xwm ceev no xws li:

- Npaj Txojkev daws teebmeem (emergency plan) thaum muaj xwm ceev cia.
- Npaj lub thawv daws xwm ceev (emergency kit) thiab
- Npaj txojkev tu yus lub tsev (home) cia.

Cov hauj lwm yooj yim nos yuav pab koj npaj kom dim txoj siav thiab kom tsis raug teeb meem loj yog muaj xwm puas tsuaj ntuj ua.

Lub sij hawm zoo tshaj plaws uas yuav los npaj koj lub tsev mas yog ua ntej nag xob nag cua, cua daj cua dub thiab lub caij ntuj-nag.

Ntawm no yog ib cov tswv yim uas yuav pab tau koj npaj koj lub tsev thiab cuab yeej tuam txem kom piam tsawg.

1. Tu koj tej vaj tsev

- Txheeb-xyuas saib lub tsev cov vuas thiab txhim-kho cov vuas tsis zoo, tej qab taw ru tsev (eaves) thiab tej vuas tej ntsia hlau kom khov;
- Ntxuav tej ciav-dej, raws tej taw-vuas thiab cov ciav-dej cug dej nag kom dej ntws tawm sai.
- txiav tej ntoo thiab tej ceg uas dauv los npog tsev; thiab
- Khaws tej xim khoom nyob ncig vaj tsev kom txhob ya mus tsoo dab tsi thaum cua hlob loj tuaj (yam li rooj tog hauv vaj thiab me nyuam tej khoom ua si).

2. Npaj lub tsev txhua yam tos

- Txheeb-xyuas saib koj puas muaj insurance txaus rau lub tsev, khoom vaj khoom tsev thiab tsheb – xyuas koj tus policy saib puas muaj qhov pab khaws tej khoom sw mus pov tseg.
- Xyuas saib chav tsev twg khov tshaj plaws hauv koj lub tsev, tsam koj yuav tau nrhiav chaw nkaum thaum nag xob nag cua los yog cua daj cua dub tuaj. Feem ntau mas yog chav tsev ua me tshaj hauv koj lub tsev thiab tsis muaj qhov rais ntau;
- Xyuas saib koj qhov chaw tua dej, hluav taws xob thiab roj cua (gas) nyob qhov twg; thiab
- Yuav tej yam tseem ceeb uas yuav siv thaum muaj teeb meem ceev los cia ncaj ke, xws li:
 - Npaj Thoob los ntim dej haus,
 - Npaj Roj av los siv rau koj lub tsheb (muab khaw cia rau thajchaw kom tsis muaj kev nyab xeeb dab tsi),
 - Npaj Ntaub nplaum dav cia tau lo qhov rais, thiab
 - Npaj Hnab tsaj thiab xuab zeb los ntim ua hnab cia txhaws tej qhov dej kom tej dej qias neeg tsis txhob txem rov tuaj thaum dej nyab.

3. Yog koj nyob thaj tsam ib sij muaj dej nyab:

- Muab tej tshuaj lom (poisons) cia saib tshaj hauv pem teb tsam muaj dej nyab ceev los.
- xyuas saib yam khoon hauv tsev twg yuav tau muab cia saib los yog muab hliv pov tseg yog dej yuav los nyab koj lub tsev; thiab
- Txheeb-xyuas tej yam li nram qab no:
 - Xyuas cov khoom siv pua tsev/pua hauv pem-teb,
 - muab tej qhov hluav taws xob tshem cia rau qhov chaw saib tshaj hauv pem teb.

4. Yog koj nyob rau thaj tsam uas muaj cua daj cua dub los yog nag xob nag cua loj:

- Yuav cov thaiv qhov-raiss (shutters) los thaiv pab ntxiv thaum cua hlob heev tuaj; thiab
- Hu cov neeg ua tsev tuaj xyuas koj lub tsev thiab tshawb-nrhiav tswv yim los pab txhim-kho kom koj lub tsev ruaj ntxiv thaj tiv thaiv tau cua hlob loj.

5. Thaum nom tswv tshaj tawm txog cua daj cua dub or yog nag xob nagcua loj:

- Tua txhua yam khoom siv hluav taws xob thiab cov pas txais tv thiab xov tooj cua nyob nraum zoov;
- Tua cov chaw qhib hluav taws xob thiab roj cua thaum cov tub tswj teeb meem ceev hais kom ua;
- Khi rooj tog nraum zoo thiab hauv vaj;
- Tso dej kom puv rau hauv tej thoob thiab dab da-dej nyob tsam dej tus ces tsis muaj dej siv;
- Kaw tej qhov rais siv cov npog qhov dais hlau (shutters), muab ntaub nplaum khov khov lo kom sib cuam thiab rub tej ntaub npog qhov dais rau;

- Nre tej tsheb rau hauv tej chaw muaj ruv npog, deb ntawm tej ntoo, hlua hluav taws xob thiab kwj deg;
- Yog tsis muaj tsev cia tsheb ces thaum ntuj los-lawg, koj yuav tau muab pam los khi npog lub tsheb kom ruaj xwv lawg thaj tsis poob los tsoo tsheb;
- Txheeb xyuas saib koj tsev neeg txhua tus puas nyob tsis raug xwm dab tsi thiab nkaum hauv chav ruaj tshaj hauv tsev;
- Nqa koj lub thawv ntim cov khoom tseemceeb (Emergency Kit) nrog koj thaum koj khiav mus nkaum nag xob nag cua los yog cua daj cua dub; thiab
- Mloog xov tooj cua ntawm koj thaj tsam kom paub xov xwm tshiab txog qhov teeb meem ceev ntawd thiab tej lus ceeb toom kev kab ntsab txhua yam.

nco ntsoov hais tias

Npaj koj lub tsev tos yog ib ruam tseem ceeb ua kom koj tsev neeg ceev faj, dim txojtsia thiab paub daws txhua yam teeb meem ceev (emergencies).

Daim ntawm no yog ib txojkev qhia zoo thiab qhia txog cov ntsaib lus xwb. Lub Tsev Department of Emergency Services, Emergency Management Queensland and the State Emergency Service yuav tsis leev lav them ib yam dab tsi rau ib tus neeg twg yog tus ntawd tau kev piam sij los puas tsuaj (suav nrog kev piam tawm tom qab tuaj), kev raug-mob uas tshwm sim ncaj-raim losyog tsis ncaj los ntawm cov ntsaib lus kev qhia uas tau teev nyob rau hauv daim ntawm no.

Yog xav paub ntxiv txog txojkev npaj thaum muaj xwm ceev, mus hauv www.disaster.qld.gov.au



Kev Npaj Koj Tsev Neeg Lub Thawv Daws Xwm Ceev



Peb nyiam lub neej thiab cov huab cua nyob Queensland heev. Tab si, tej teeb meem ntuj ua kuj muaj yam yus thaiv tsis tau xws li cua daj cua dub, nag xob nag cua thiab dej nyab. Keeb kwm tau ua peb pom lawm tias peb yuav nyob twj ywm tos cov teeb meem no tsis tau.

Peb kav tsij muab sij hawm los npaj tos tej xwm ceev no xws li:

- Npaj Txojkev daws teebmeem (emergency plan) thaum muaj xwm ceev cia.
- Npaj lub thawv daws xwm ceev (emergency kit) thiab
- Npaj txojkev tu yus lub tsev (home) cia.

Cov hauj lwm yooj yim nos yuav pab koj npaj kom dim txoj sia thiab kom tsis raug teeb meem loj yog muaj xwm puas tsuaj ntuj ua.

Ntawm no yog ib cov tswv yim los pab koj npaj koj lub Thawv Daws Xwm Ceev (Emergency Kit) xwv kom txhua tus neeg hauv koj lub tsev npaj tau kom txhua:

- Muab koj lub thawv daws xwm ceev cia rau ib qho chaw saib thiab muab tau cuag.
- Qhia kom txhua leej neeg hauv koj lub tsev paub qhov chaw cia lub thawv daws xwm ceev no.
- Muab daim ntawv txheeb khoom (check list) ib daim cia rau hauv koj lub thawv daws xwm ceev.
- Ib sij txheeb cov twj-taig thiab khoom-siv hauv koj lub thawv kom paub meej tias cov khoom siv tseem ua hauj lwm thiab tsis tau tas caij.
- Qhia txog cov khoom hauv lub thawv daws xwm ceev rau koj tsev neeg kom txhua tus paub hais tias yuav ua li cas thaum muaj xwm ceev tuaj lawm.

Hauv qab no yog cov khoom siv uas koj yuav tsum muaj nyob hauv koj lub thawv daws xwm ceev thiab lwm yam tseem ceeb ua yuav tau txhab ntxiv thaum lub caij nag xob nag cua es nom muaj lus ceeb toom tawm rau sawv daws.

Yam koj yuav tsum muaj nyob hauv koj lub thawv xwm ceev tas li: Lwm yam twj siv

Khoom noj thiab dej:

Tej yam khoom noj uas yuav tsis piam sai.

Dej nyob hauv fwj.

Tshuaj thiab khoom siv kev nyiam huv

Ib lub thawv pab kev mob (first aid) thiab ntawv qhia siv.

Tshuaj tseem ceeb, ntawv yuav tshuaj thiab siv npaum cas.

Ntawv siv tawm rooj.

Txhuam hniav/tshuaj txhuam hniav.

Xum npum/tshuaj zawv plaub hau.

Khoom siv kev nyiam huv lwm yam.

Teeb pom kev

Teeb nyem thiab roj teeb.

Teeb taws pom kev loj thiab rooj teeb.

Khoom siv xaxov (communications)

Xov tooj mloog lus thiab rooj xov tooj.

Xov tooj txuas hlua sib hu (telephone).

Ntawv cards hu xov tooj thiab nyiaj npib siv hu xov tooj.

Ris Tsho hnav thiab khau rau

Tsho tiv no tuab, tsho tiv nag, kaus mom thiab hnav looj tes rau txhua tus

Khau looj taw los yog khau looj hlaub (boots) rau txhua tus

Twj siv thiab xim khoom

Lub maj vij tshuab, riam me, ntaub nplaum

Hnav rau khoom pov tseg, hlua khi hnav

Tsom iav npog qhov muag thiab tsom iav dub

Khoom siv rau me nyuam mo liab (pawj, hmoov mi nyuj, etc)

Khoom siv rau tej laus los yog tus neeg muaj kev siv phib zej

Yuam sij tsev thiab tsheb.

Khoom noj rau tej tsiaj, dej thiab lwm yam siv rau tej tsiaj

Ntaub ntawv tseem ceeb

Khaws daim qauv tiag-tiag los yog daim copy ntawm tej ntaub ntawv li hauv qab no cia nyob hauv lub thawv Emergency Kit. Muab tej ntawv tseem ceeb luam cia rau hauv ib tus USB memory stick or in daim CD es muab cia hauv lub thawv xwm ceev. Muab tej ntawv no khaws cia rau hauv hnab yas.

Ntawv Insurance rau tsev thiab khoom hauv tsev, tsheb, thiab lwm yam muaj nqi.

Daim ntawv txheeb tej khoom muaj nqi hauv tsev

Ntawv faib cuab tam (wills) thiab ua insurance rau yus txoj sia

Ntawv hnav yug thiab ntawv sib yuav

Certificados de Nacimiento y Casamiento

Passport/tej ntawv visa

Ntawv yuav Stocks thiab bonds ua luam

Ntawv Medicare, noj nyiaj laus, nkaug tshuaj thaiv mob

Ntawv thab nas khas (bank account) thiab credit card

Ib copy cov txheeb txheem nyob hauv yus lub computer

Daim Qauv Plan txog Xwm Ceev rau yus tsev neeg thiab tej npawb xov tooj tseem ceeb thaum xwm ceev

nco ntsoov hais tias

Txojkev npaj koj lub tsev tos yog ib ruam tseem ceeb ua kom koj tsev neeg ceev faj, dim txoj sia thiab paub daws txhua yam xwm ceev (emergencies).

Txhua tus neeg hauv koj lub tsev yuav tsum paub qhov chaw koj cia lub thawv xwm ceev.

Ib sij txheeb thiab txhab cov khoom lub thawv xwm ceev.

Thawv daws xwm ceev



Cov khoom hauv koj lub Thawv Daws Xwm Ceev thaum muaj cua daj cua dub thiab nag xob nag cua.

Nom Tswv yuav tshaj xov tawm yog thaum twg yuav muaj xwm ceev xws li dej nyab, nag xob nag cua thiab cua daj cua dub. Thaum lub caij no, koj yuav tau ntxiv cov khoom siv li hauv qab no rau koj lub Thawv Daws Xwm Ceev (Emergency Kit).

Qhov zoo mas koj cia cov khoom no nyob hauv lub thawv no tas mus li. Yog tias koj tsis muaj chaw txaus ntim cov khoom no rau hauv lub thawv – sau ntawv cia saib koj muab cov khoom yuav siv ntxiv no cia qhov twg hauv tsev xwv koj thiaj mus muab tau sai thaum koj yuav siv. Yog koj muaj qhua thaum lub caij xwm ceev ntawd koj yuav tau nrhiav ib cov khoom siv rau lawv thiab.

Khoom noj thiab dej haus

- | | Hauv thawv | losyog chaw cia |
|--------------------------------------------------------------------------------------------------------|--------------------------|-----------------|
| Khoom noj uas tsis piam sai kom txau siv peb hnuv thiab rab-riam qhib kaum poom | <input type="checkbox"/> | |
| Riam-txuas, luaj-kaub thiab tais-diaiv | <input type="checkbox"/> | |
| Dej huv uas ntim hauv cov thooob dej uas muaj hau kaw (3 hnuv no ib tug neeg yuav siv txog 10 liv dej) | <input type="checkbox"/> | |
| Tshuaj ua kom dej huv | <input type="checkbox"/> | |

Tshuaj thiab khoom siv nyiam huv

- | | | |
|--------------------------------------------------------------------------------------------------|--------------------------|-------|
| Tshuaj noj khomob | <input type="checkbox"/> | |
| Ntawv siv tawm rooj thiab khoom siv nyiam huv, tshuaj tiv-thaiv tshav kub thiab Tshuaj tua yooov | <input type="checkbox"/> | |
| Cov ntawv kws kho mob sau yuav tshuaj | <input type="checkbox"/> | |
| Npaj ob lub iav qhov muag | <input type="checkbox"/> | |

Twj-taig khoom siv thiab kev xaxov

- | | | |
|--------------------------------------------------------|--------------------------|-------|
| Ntaub nplaum loj npaj cia tau lo qhov-rais | <input type="checkbox"/> | |
| Ciaj-ntswj tua dej thiab hluav taws xob | <input type="checkbox"/> | |
| Tsev-ntaub los yog ntaub yas tuab vov tsev (tarpaulin) | <input type="checkbox"/> | |
| Cov pam vov tuab thiab sov (thermal) | <input type="checkbox"/> | |
| Xov tooj ntawm tes, roj xov tooj thiab lub charger | <input type="checkbox"/> | |

Ris tsho thiab khau

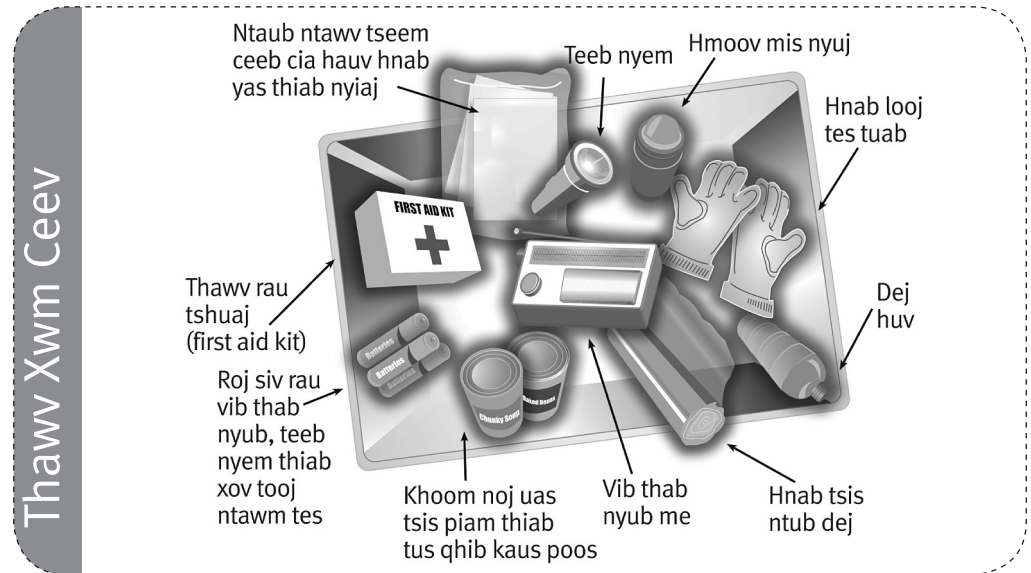
- | | Hauv thawv | losyog chaw cia |
|-----------------------------------------------------------|--------------------------|-----------------|
| Ris tsho hloov rau txhua tus neeg, ntim cia hauv hnuv yas | <input type="checkbox"/> | |
| Ris tsho ntxiv thiab ntaub pua chaw | <input type="checkbox"/> | |

Lwm yam khoom

- | | | |
|-----------------------------------------------------------------------------------------------------------------------------------------------------------------------------------------------------------------------------------|--------------------------|-------|
| Khoom siv ntxiv rau me nyuam mos liab (hmoov mis nyuj, pawj etc) | <input type="checkbox"/> | |
| Khoom siv ntxiv rau cov laus uas muaj kev siv tseem ceeb o personas con necesidades especiales | <input type="checkbox"/> | |
| Npaj nyiaj siv ib tsam cov chaw rho nyiaj tom thab nas khas tsis ua hauj lwm | <input type="checkbox"/> | |
| Khoom siv rau tsiaj (xws li ntaub ntawv kuaj mob ntawm kws kho tsiaj, hlua khi tsiaj, Khoom noj & dej, tsiaj cov kauj-khi caj- dab nrog npe, tsiaj tej chaw pw, tais khaws quav & khaub ruab, nyias nqa los yog hlua khi, tshuaj) | <input type="checkbox"/> | |

Thaum muaj xwm ceev, tej zaum hluav taws xob thiab dej yuav raug kaw. Xyuas kom koj muaj tej khoom hauv qab no cia kom txaus thiab nyob ncaj kev:

- | | | |
|-----------------------------------------------------------------------------------|--------------------------|-------|
| Npaj qhov-cub cia nqaij Barbeque los yog qhov cub siv tau nrog roj cua (fuel) | <input type="checkbox"/> | |
| Npaj ib lub rojteeb battery kom puv cia tau siv rau koj lub xov tooj ntawm tes | <input type="checkbox"/> | |
| Npaj ntau lub roj tee kom tau siv rau cov teeb nyem thiab vib thab nyub | <input type="checkbox"/> | |
| Npaj lub thooob txias Esky los yog lub tub-txias me siv roj cua / rojteeb battery | <input type="checkbox"/> | |



Daim ntawv no yog ib txojkev qhia zoo thiab qhia txog cov ntsaib lus xwb. Lub Tsev Department of Emergency Services, Emergency Management Queensland and the State Emergency Service yuav tsis leev lav them ib yam dab tsi rau ib tus neeg twg yog tus ntawd tau kev piam sij los puas tsuaj (suav nrog kev piam tawm tom qab tua), kev raug-mob uas tshwm sim ncaj-raim losyog tsis ncaj los ntawm cov ntsaib lus kev qhia uas tau teev nyob rau hauv daim ntawv no.

Yog xav paub ntxiv txog kev npaj tos xwm ceev, thov mus xyuas tau hauv www.disaster.qld.gov.au





Kev Npaj Koj Lub Tsev Neeg Daim Qauv Ceev Xwm Ceev



Peb nyiam lub neej thiab cov huab cua nyob Queensland heev. Tiam si, tej teeb meem ntuj ua kuj muaj yam yus thav tsis tau xws li cua daj cua dub, nag xob nag cua thiab dej nyab. Keeb kwm tau ua peb pom lawm tias peb yuav nyob twj ywm tos cov teeb meem no tsis tau.

Peb kav tsij muab sij hawm los npaj tos tej xwm ceev no xwsi:

- Npaj txojkev daws teebmeem thaum muaj xwm ceev (emergency plan).
- Npaj lub thawv daws xwm ceev (emergency kit) thiab
- Npaj txojkev tu yus lub tsev (home) cia.

Cov hauj lwm yooj yim nos yuav pab koj npaj kom dim txoj sia thiab kom tsis raug teeb meem loj yog muaj xwm puas tsuaj ntuj ua.

Hauv qab no yog paub nqe lus ntawm yuav pab koj npaj koj daim Qauv Xwm Ceev:

1. Tshawb nrhiav saib cov saib xyuas teeb meem xwm ntuj ua hauv koj zej zos nyob qhov twg.

- Kev piam sij yuav muaj li cas los rau koj zej zos? Puas muaj lus qhia dab tsi txog tej qauv ceev xwm txog tej kev piam sij ntawd?
 - Txheeb xyuas hauv koj zej zos lub tsev nyeem ntawm thiab cov tswj fwm nroog saib puas muaj lus qhia thiab qauv ceev xwm ceev li cas.
 - Tshawb xyuas saib cov tub tswj fwm koj lub nroog puas muaj kev ceeb toom pej xeem, kev koj neeg khiav tawm (evacuation) thiab tawm qhov twg mus li cas.
- Nug txog tej qauv ceev xwm ceev thiab kev khiav tawm ntawm koj chaw ua hauj lwm, tsev kawm ntawv thiab tej chaw zoov me nyuam. Nug saib lawv puas xav tau koj tsev neeg cov npawb xov tooj thaum muaj xwm ceev.
- Muaj kev pab koj dab tsi thiab thaum muaj xwm ceev tuaj lkawm?
 - Nug kev sib cuag lus ntawm tej pawg neeg sib pab hauv koj zej zos thiab muab lawv sau cia rau hauv koj daim qauv ceev xwm ceev no.
 - Yog koj tsev neeg yuav xav tau kev pab khiav tawm mus lwm qhov, koj nrhiav xyuas saib leej twg ntawm cov tswj koj lub nroog thiab cov pawg neeg pab sawdaws puas pab tau koj.

- Ua kom koj paub zoo txog tej xov ceeb toom tom cov ua hauj lwm xyuas huab cua Bureau of Meteorology (www.bom.gov.au thiab lus qhia huav xov tooj).

2. Nrog koj tsev neeg tham txog tejyam teeb meem yuav tshwm sim thiab nej yuav daws lawv li cas.

- Tham txog teeb meem ib yam zuj zus uas yuav los raug nej.
- Nej yuav daws li cas yogi b yam teeb meem zuj zus tshwm sim tuaj?
- Tej zaum koj ho tseem nyob qho twg thaum teeb meem tuaj ntawd?
- Nyob ntawm saib yam teeb meem ntawd yog dab tsi, nej yuav sib cuag lus li cas thiab yuav sib ntsib qhov twg..
- Txhua tus neeg hauv koj lub tsev puas paub nom txoj kev ceeb toom thaum xwm ceev Standard Emergency Warning Signal (SEWS) thiab yuav ua cas thaum luag ceeb toom yus? Yog xav paub SEWS ntxiv no mus xyuas hauv www.disaster.qld.gov.au.
- Nej txhua tus puas paub nkag mus mloog vib thab nyub ABC ntawm nej zos kom nej hnob lus ceeb toom thiab xov xwm tshiab txog qhov xwm ceev ntawd?
- Tej zaum nej yuav tau npaj tawm tsev khiav. Sib tham saib yuav mus lawm qhov twg yog nej rov los tsev tsis tau los yog yuav tau tso tsev cia.
- Teem ob qhov chaw sib ntsib thaum muaj xwm ceev tuaj, ib qhov ze koj tsev, ib qhov tsis nyob hauv zos uas sawv daws mus txog yooj yim.
- Xaiv ob tus neeg hauv koj tsev los yog phooj ywg uas tsis nrog koj nyob (ib tug nyob ze koj, ib tus nyob lwm lub lav) ua cov koj yuav hu tau thaum muaj xwm ceev es koj thiab koj tsev neeg sib plam lawm. Qhia meej rau koj tsev neeg kom lawv paub hu rau cov neeg no.
- Sab laj txog koj tsev neeg tej teeb meem muaj mob. Muab lawv tej tshuaj thiab ntawv noj tshuaj npaum cas cia hauv koj lub thawv tshauj.
- Sab laj txog kev yuav pab koj cov tsiaj txhu hauv tsev li cas.

3. Sau tej txheeb txheem tseem ceeb yuav ua dab tsi rau hauv koj tsev neeg tus qauv ceev xwm ceev, yam li:

- npawb xov tooj thaum muaj xwm ceev: Ntau 3 lub o (000); 132 500 (SES); cov pab xyuas mob; nom saib koj lub nroog (local council); cov saib hluav taw xob thiab lwm yam hauj lwm; cov xyuas insurance; tej neeg txheeb ze thiab phooj ywg nyob hauv koj daim qauv ceev xem (Emergency Plan).
 - Koj tsev neeg cov npawb xov tooj ntawm tes, lwm tus xov tooj li hauj lawm, tsev kawm ntawv, tsev dov me nyuam, phooj ywg, cov neeg nyob koj ob cag thiab cov koj yuav hu thaum muaj xwm ceev.
 - Ob qho chaws nej yuav mus sib ntsib uas tau sib teem cia.
 - Kev mob thiab tshuaj siv thiab siv npaum li cas.
 - koj tej tsiaj hauv tsev - zoo li cas, yees duab cia, kws klho mob tsiaj, tshuaj noj.
 - chaw mloog vib thab nyub ABC hauv koj zos (www.abc.net.au/local), chaw hais huab cua Bureau of Meteorology (www.bom.gov.au) thiab npawb xov tooj tej chaw ceeb toom txog teeb meem huab cua.
- ## 4. Xyuas kom koj tsev neeg txhua leej npaj tau cia
- Npaj lub thawv Xwm Ceev thiab muab cia rau ib qho nyab xeeb uas yuav muab yooj yim.
 - Quag taug xyuas thiab xyaum koj daim qauv ceev xwm ceev (ib xyoos peb zaug).
 - Qhia me nyuam hu tus xovtoo 3 lub o (000) thaum muaj xwm ceev (siv 112 hauv xov tooj ntawm tes). Hu Triple Zero (000) thaum koj muaj xwm ceev loj thiab thaum muaj neeg yuav tuag.
 - Xyuas kom koj tsev neeg muaj tus paub txojkev pab khomob xub-thawj (First Aid). Muab lub thawv tshuaj First Aid Kit ntim tshuaj kom txaus. Mus kawm txojkev khomob First aid thiab khoom siv pab First aid tau ntawm the Queensland Ambulance Service (www.ambulance.qld.gov.au).
 - Ua ib cov cards haum tso hauv yus lub hnab nyiaj rau txhua tus hauv yus lub tsev neeg kom lawv xyuas tau thaum yuav muab daim qauv ceev xwm ceev los mus siv.
 - Xyuas kom txhua leej paub hais tias yuav mus tua hluav taws xob, dej thiab roj cua (gas) qhov twg ywg thaum yuav tau tawm tsev khiav (evacuation).

- Muab koj daim qauv ceev xwm ceev los cia ntawm tub yees los yog ib qhov chaw rhais ntawv kom sawv daws pom, muab luam ua ntau daim faib rau koj tsev neeg thiab tej phooj ywg, tej neeg nyob ze koj thiab muab ib daim cia hauv koj lub thawv ceev xwm ceev.
- Mus pab cov neeg pab thaum muaj xwm ceev ntawm koj zos xws li cov State Emergency Service (SES) xwv koj thiaj kawm tau ntxiv thiab pab tau koj lub zos npaj thiaj nqis tes thaum muaj xwm ntuj ua (www.disaster.qld.gov.au/ses).

nco ntsoov tas li tias

Coj koj tsev neeg txhua tus los nrog koj npaj kev ceev xwm ntuj ua kom sawv daws to taub txog tej teeb meem thiab paub yuav ua dab tsi yog muaj xwm ceev tuaj.

Muaj daim qauv ceev xwm mas yog ib ruam tseem ceeb rau koj npaj koj tsev neeg kom paub yuav pab lawv tau thaum muaj xwm ceev tuaj.

Txhua leej hauv koj lub tsev yuav tsum paub qhov chaw koj muaj daim qauv no cia.

Xyuum siv koj daim qauv ceev xwm nrog koj tsev neeg ob peb hli ib zaug kom sawv daws paub yuav ua dab tsi thaum muaj xwm ceev los ti tes.

© 2011 Department of Community Safety

3140EMQ_(c)_HM_CCRC

Daim ntawv no yog ib txojkev qhia zoo thiab qhia txog cov ntsaib lus xwb. Lub Tsev Department of Emergency Services, Emergency Management Queensland and the State Emergency Service yuav tsis leev lav them ib yam dab tsi rau ib tus neeg twg yog tus ntawd tau kev piam sij los puas tsuaj (suav nrog kev piam tawm tom qab tuaj), kev raug-mob uas tshwm sim ncaj-ram losyog tsis ncaj los ntawm cov ntsaib lus kev qhia uas tau teev nyob rau hauv daim ntawv no.

Yog xav paub ntxiv txog kev npaj tos xwm ceev, thov mus xyuas tau hauv www.disaster.qld.gov.au

Daim Qauv Ceev Xwm



Cov neeg hauv tsev kev sib hu

Npe	Xov tooj ntawm tes	Tus Email

Chaw teem sib ntsib yog koj tsev neeg nej sib ncaim los raug kom tawm khiav

Sib ntsib nyob ze	
Qhov chaw	
Npawb xov tooj	
Tus Email	
Sib ntsib nyob deb	
Qhov chaw	
Npawb xov tooj	
Tus Email	

Tus neeg hauv tsev thaum muaj xwm ceev

Tus yauv hu uas nyob ze yus	
Chaw nyob	
Npawb xov tooj tsev/hauj lwm	
Npawb xov tooj ntawm tes	
Tus Email	
Tus yuav hu nyob deb	
Chaw nyob	
Npawb xov tooj tsev/hauj lwm	
Npawb xov tooj ntawm tes	
Tus Email	

Cov neeg saib yam niaj hnuv siv – yuav muab tua li cas thiab nyob qhov twg

Hluav taws xob		
Roj cua (gas)		
Dej		

Cov npawb xov tooj tseem ceeb

Tub ceev xwm, Tua hluav taws thiab Thauj neeg mob	000 Peb lub o (112 yog siv xov tooj ntawm tes)
State Emergency Service (SES)	132 500
Nom saib koj lub nroog (Local Council)	
Cov saib hluav taws xob	
Tus kws kho mob GP or nws lub tsev kuaj mob	
Tsev kho mob	
Tus kho mob tsiaj	
Tus saib koj qhov Insurance	
Tus saib tsev zov me nyuam	
Lub tsev kawm ntawv them qi (primary)	
Lub tsev kawm ntawv them saib (high school)	
Chaw ua hauj lwm	
Chaw ua hauj lwm	
Bureau of Meteorology tus npawb xov tooj (http://www.bom.gov.au/other/voice.shtml)	
Tus phhoj ywg	
Tus phhoj ywg	
Cov neeg nyob ze koj (neighbours)	
Cov neeg nyob ze koj (neighbours)	

Lus qhia txog tshuaj kho mob

Tshuaj	Leeg twg siv tshuaj thiab siv hov ntau?

Peb yuav khiav nkaum qhov twg yog peb nyob hauv tsev?

Cov caij nyoog peb xyaum ua li daim qauv Emergency Plan (ib xyoox peb zaug):

1. _____
2. _____
3. _____

Peb cov tsiaj txhu yuav nkaum qhov twg?



Produced with support from Cassowary Coast Regional Council

Hmong Nplooj 1 ntawm 2



Kev Npaj koj tsev neeg khiav qhov chaw muaj xwm ceev



Peb nyiam lub neej thiab cov huab cua nyob Queensland heev. Tab si, tej teeb meem ntuj ua kuj muaj yam yus thaiv tsis tau xws li cua daj cua dub, nag xob nag cua thiab dej nyab. Keeb kwm tau ua peb pom lawm tias peb yuav nyob twj ywm tos cov teeb meem no tsis tau.

Peb kav tsij muab sij hawm los npaj tos tej xwm ceev no xws li:

- Npaj txojkev daws teeb meem thaum muaj xwm ceev (emergency plan).
- Npaj lub thawv daws xwm ceev (Emergency kit) thiab
- Npaj txojkev tu yus lub tsev (home) cia.

Cov hauj lwm yooj yim nos yuav pab koj npaj kom dim txoj siav thiab kom tsis raug teeb meem loj yog muaj xwm puas tsuaj ntuj ua.

Yog koj nyob ib thaj tsam ua nquag muaj dej nyab los yog nag xob nag cua, koj npaj cia ua ntej tam si no yuav pab daws koj lub sij hawm thiab kev txhov saib thaum muaj xwm ceev tuaj.

Hauv qab no yog peb nqes hauj lwm uas yuav pab koj npaj kev khiav tawm ntawm koj daim qauv daws xwm ceev (Emergency Plan).

1. Tshawb nrhiav saib kev khiav tawm yuav yuav dab tsi

- Koj lub tsev puas nyob ib qho chaw uas dej nquag nyab, raug nag xob nag cua los yog tsunami nyab?
- Tshawb xyuas hauv koj thaj tsam lub tsev nyeem ntawv (library) thiab cov saib koj lub nroog (local council) saib lawv puas muaj lus qhia txog tej teeb meem no.
- Tshawb xyuas nroog koj cov saib nroog (local council) saib lawv muaj kev ceeb toom pej xeem li cas, tshem sawv daws (evacuation) khiav li cas thiab yuav khiav mus qhov twg.
- Puas muaj kev pab li cas rau koj thiab koj tsev neeg thaum muaj xwm ceev ntuj ua tuaj?
- Nug saib yuav hu rau cov pawg pab sawv daws no li cas.
- Yog koj tsev neeg yuav xav tau kev pab thiaj khiav tawm tau, xyuas saib cov saib nroog thiab lwm pawg pab puas yuav pab tau li cas.

2. Sau txheeb txheem kev khiav tawm rau hauv koj daim qauv daws xwm ceev (Household Emergency Plan)

- Nrhiav ib qhov chaw nyab xeeb uas nej yuav khiav tawm mus tau thaum nag xob nag cua los yog dej nyab tuaj yuav txog.
 - Cov yuav pab tau tshaj mas yog tej neeg txheeb ze thiab tej phooj ywg uas nyob deb hauv plawv teb chaws thiab nyob qhov saib.
 - Sau cov neeg no tej xov tooj thiab tej chaw uas koj yuav khiav tau mus nyob rau hauv koj daim qauv daws xwm ceev.
- Xyuas thiab sau cia txhua yam hauj lwm yuav ua txog txoj kev khiav thiab qhia koj tsev neeg txhua tus kom paub mee txog ib leeg zuz zus tej hauj lwm (ib yam li muab khoom siv hluav taws xob cia saib rhaum saum npoo av; tua dej, hluav taws xob thiab roj cua ntawm qhov chaw tua loj; ntim hnab xuab zeb los txhaws tej qhov dej)

3. Xyuas kom koj tsev neeg npaj txhij thiab paub hauj lwm zoo tas li.

- Sau cov khoom vaj tsev koj yuav coj nroog koj mus rau hauv koj Lub Hnab Khiav (Evacuation Kit – xyuas hauv qab no txog yuav nqa dab tsi rau hauv lub hnab no)
- Rov xyuas thiab xyaum txhua yam nyob hauv koj daim qauv daws xwm ceev (Emergency Plan) ib xyoo peb zaug kom sawv daws paub zoo txog tej hauj lwm yuav tawm tsev khiav (evacuation).
- Xyuas kom koj muaj roj av txau khaws cia hauv koj lub tsev nres tseb koj thiaj muaj siv thaum xav tau sai sai..
- Mloog tej lus ceeb toom hauv koj zej zog (hauv vib thab nyub thiab tv) kom thiaj paub yuav khiav tawm txoj kev twg ntawm thaj tsam koj nyob.
- Pab koj tej phooj ywg thiab cov nyob sib ze, yam li cov neeg laus thiab cov yuav kev pab kom lawv paub tej lus qhia ceeb toom yuav khiav tawm li cas.

- Yog koj tuaj ua si los yog tuaj holiday nyob Queensland, los yog lwm lub xeev, thiab tsis muaj phooj ywg los tus txheeb ze yuav khiav nkaum nroog, koj nug cov neeg koj tuaj so nroog saib lawv puas paub yuav khiav tawm li cas.

Daim txheeb xyuas ua ntej yuav khiav tawm

- Nom puas tau tso lus kom nej khiav?
- Koj puas paub yuav khiav mus nkaum lawm qhov twg?
- Koj qhov yuav khiav mus ntawd puas nyob tom plawv teb chaw, nyob qhov saib thiab nyab zeeb (safe)?
- Koj puas paub txoj kev ncaj tshaj uas yuav siv khiav tawm ntawd?
- Koj lub tshab puas muaj roj av puv nkaus?
- Koj puas tau ntim koj lub thawv/hnab tawm khiav (Evacuation Kit)?
- Koj puas tau nqa koj lub thawv xwm ceev (Emergency Kit) thiab ib daim qauv daws xem ceev (Emergency Plan)?

- Koj puas muaj tej tshuaj koj tsev neeg yuav siv txhua yam?
- Koj puas tau muab tej ntaub ntawv thiab khoom tseem ceeb tu nqa nroog koj mus?
- Koj puas tau tua koj tej hluav taws xob, roj cua (gas) thiab dej ntawm lawv cov chaw tua loj?
- Koj tej tsiaj txhu puas tau muab tshem mus nyob rau qhov nyab xeeb thiab khi ruaj lawm?
- Koj puas tau ua zoo xyuas thiab xauv koj lub tsev?
- Koj puas tau coj dej haus tau kev kom txau?
- Koj puas tau mus xyuas tej neeg nyob ze koj uas yog neeg laus thiab mus kev tsis tau?
- Yog koj ua cov hauj lwm saum toj no tag, koj xyuas kom mee saib koj puas tau nqa koj lub thawv khoom xwm ceev (Emergency Kit) thiab koj cov khoom yuav tawm khiav (Evacuation Kit), ces pib siv koj daim qauv daws xwm ceev (Evacuation Plan) mus.

nco ntsoov tas li hais tias

Koj muaj lub thawv khoom siv xwm ceev (Emergency Kit) yog ib ruam tseem ceeb rau koj tsev neeg yuav pab kom nej npaj tau, dim thiab paub yuav ua li cas thaum muaj xwm ceev tuaj.

Txhua tus hauv koj tsev neeg yuav tsum paub saib lub thawv xwm ceev (Emergency Kit) muab cia rau qhov twg.

Xyuas thiab nquag ib sij ntxiv cov khoom nyob hauv koj lub thawv Emergency Kit no.

Khoom nqa thaum khiav tawm (Evacuation Kit)



Koj lub Evacuation Kit yuav tau muab tso rau hauv ib lub thawv los yog hnab ruaj thiab nqa yooj yim tsis ntub tau dej thiab muab cia rau ib qho chaw nyab xeeb uas muab tau yooj yim.

Koj lub Evacuation Kit yog ib qho ntxiv koj lub Emergency Kit. Yog koj yuav tsum tawm khiav hauv koj tsev (evacuate) thaum nom kom koj siv koj daim Emergency Plan, koj yuav tau nqa koj qhov Emergency Kit, koj qhov Emergency Plan, thiab koj qhov Evacuation Kit nrog koj.

Cov khoom nyob hauv koj lub Evacuation Kit

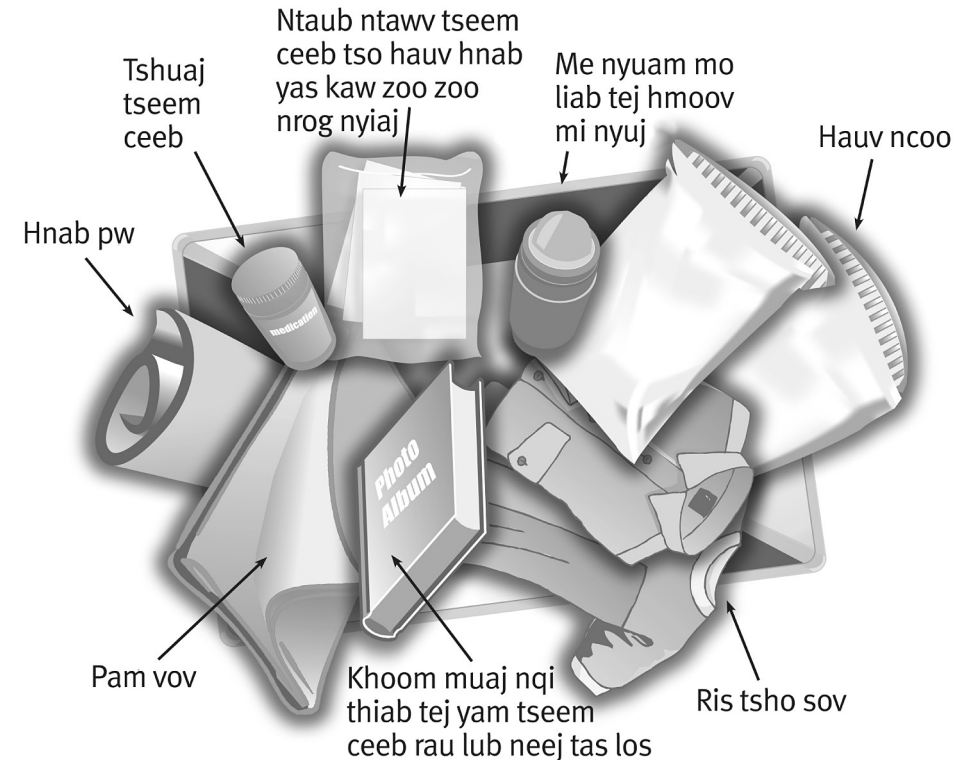
- ris tsho hloov ntau cev rau koj tsev neeg ntim hauv hnab yas tsis txheem tau dej (ris ntev, tsho tes ntev, kau mom thiab khaus ruaj yog yam yuav zoo heev)
- Tshuaj tseem ceeb thiab ntawv yuav tshuaj ntawm kws kho mob uas siv tau ntau zuas.
- Tshuaj pab yus thaum muaj xwm (First Aid), tshuaj pleev kom hnub txhob kub yus, tshuaj txua kom yoox txob tom yus.
- Ntawv tawm roj thiab khoom siv keev nyiam huv.
- Hauv ncoo, hnab pw thiab pam vov rau txhua tus hauv yus tsev neeg.
- Ntawv nyeem thiab games ua si rau me nyuam yaus.
- Hmoov mis nyuj rau me nyuam mo liab, khoom noj thiab pawj (yog tseem siv)
- Khoom tseem ceeb, duab (cov ntxuav lawm, CD thiab USB data stick)
- thiab khoom saib dab muag cia hauv hnab yas tsis txheem tau dej.
- Nyiaj siv
- Xov tooj ntawm tes, roj xov tooj thiab lub rhaub roj (charger)

Ntaub ntawv tseem ceeb

- Muab cov ntawv tseem (original) los yog cov qauv (copies) ntawm koj tej ntawv hauv qab no rau hauv koj lub Emergency Kit thiab lub Evacuation Kit.
- Muab cov ntaub ntawv no tsum nkag (scan) hauv computer thiab cia hauv ib tus USB memory stick or daim CD cia hauv koj lub Emergency Kit thiab. Muab tas nrog cov khoom no cia hauv hnab yas kaw zoo zoo cia.

- Ntawv insurance rau tsev thiab khoom hauv tsev
- Ntawv insurance rau tsheb thiab tej khoom muaj nqi
- Ntawv teev txog twj taig khoom tsev tseem ceeb
- Ntawv faib cuab tam (wills) thiab ntawv insurance.
- Ntawv yuav tsev thiab nuj nqi tsev/mortgage.
- Ntawv yug (birth) thiab sib yuav (marriage)
- Ntawv passport/visa.
- Ntawv hais txog shares, stocks thiab bonds
- Medicare card thiab card noj nyiaj laus
- Ntawv xav tshuaj thaiv mob (immunisation)
- Ntawv thab nas khas (bank account) thiab credit card.
- Ua copies cia txog yus tej "file" tseem ceeb hauv yus tej computer.
- Daim qauv daws Xwm Ceev (Emergency Plan)
- Npawb xov tooj siv thaum muaj xwm ceev (emergency)

Cov Khoom Siv Thaum Khiav (Evacuation Kit)



Daim ntawv no yog ib txojkev qhia zoo thiab qhia txog cov ntsaib lus xwb. Lub Tsev Department of Emergency Services, Emergency Management Queensland and the State Emergency Service yuav tsis leev lav them ib yam dab tsi rau ib tus neeg twg yog tus ntawd tau kev piam sij los puas tsuaj (suav nrog kev piam tawm tom qab tuaj), kev raug-mob uas tshwm sim ncaj-ram losyog tsis ncaj los ntawm cov ntsaib lus kev qhia uas tau teev nyob rau hauv daim ntawv no.

Yog xav paub ntxiv txog kev npaj tos xwm ceev, thov mus xyuas tau hauv www.disaster.qld.gov.au



Produced with support from Cassowary Coast Regional Council

3140EMQ_(d)_HM_CCRC

© 2011 Department of Community Safety

Hmong Nplooj 2 ntawm 2



Mus xyuas cov neeg uas nyob tsev puab koj (neighbours)



Peb muaj kev vam meej uas tau txais feem huab cua thiab kev ua neej zoo heev nyob rau Queensland. Tam sim kev xwm txheej txheeb los ntawm kev roj hav (natural hazards) xwm lis muaj yi cua cua daj cua dub thiab kev uas dej nyab vaj tse yog ib yam uas yuav zam tsis tau ntawm peb yam huab cua uas nyob ncig peb. Dab neeg pom tau tias peb yuav pub tsis tau kom lam muaj txoj kev txaus siab txog txoj kev puas tsuaj uas yuav muaj no.

Siv lub sij hawm no los npaj rau thaum muaj kev xwm txheej kub thiab:

- npaj txog hom phiaj yuav ua li cas thaum muaj kev xwm txheej kub (Emergency Plan)
- npaj kom muaj pob khoom thaum sij hawm muaj xwm txheej kub (Emergency Kit);
- npaj koj lub tsev;
- kho xov tooj cua kom raug rau txoj kev qhuab qhia txog kev ceev faj
- mus xyuas cov neeg uas nyob tsev puab koj (neighbours)

Tej yam uas me me no muaj peev xwm yuav npaj tau koj kom ciaj thiab ua kom tsis txhob muaj kev puas ntsuaj ntawm kev roj hav (natural disasters)

Tsis txhob mag cua daj cua dub yi cua los yog dej nyab tsev ntes tau koj rau lub caij no. Yuav tsum muaj kev npaj rau tam sim no!

Yog xav muaj xov xwm ntiv txog ntawm kev npaj rau thaum muaj kev xwm txheej kub – mus xyuas: www.disaster.qld.gov.au

Txoj kev uas puab cov neeg uas nyob tsev puab koj yog ib qho tseem ceeb txog txoj kev uas npaj koj tsev neeg. Cov neeg nyob tsev sib puab nrog rau neeg nyob ntawm koj txoj kev thiab nrog koj nyob ua ke ntawm ib lub zos muaj peev xwm sib pab rau ntau txoj kev yuav pab.

Kev sib puab ntawm cov neeg uas nyob ua ke sib puab (neighbours)

Cov neeg nyob hauv Queensland (Queenslanders) muaj dab neeg nplua nuj uas yuav tau sib koom ua kev los sib pab thiab cov neeg uas nyob ua ke sib puab muaj peev xwm yuav sib pab rau ntau txoj kev. Cov neeg uas nyob ua ke sib puab (neighbours) muaj nrog rau cov neeg nyob ntawm koj txoj kev los yog neeg nyob rau ntawm ib lub zos ua ke.

Kuj muaj neeg nyob ntawm koj lub zos uas yuav tsum tau muaj kev pab ntau tshaj lwm tus yog tias muaj kev xwm txheej kub – kev pab uas ntau zaus yuav pab tau ntawm yus cov neeg uas nyob tsev sib puab (neighbours).

Xav txog cov neeg uas nyob ze ntawm qhov caw koj nyob uas kuj yuav tau siv kev pab los ntawm koj; piv xam li:

- Neeg laus uas muaj nws tus kheej nyob tom tsev xwb.
- Neeg uas muaj kev xiam oob khab.
- Neeg uas muaj kev raug mob tas mus li los yog kev xiam mob hlwb.
- Cov niam thiab txiv uas muaj ib leej niam ib leej txiv nrog rau me nyuam yau.
- Cov tsev neeg uas muaj neeg coob.
- Neeg tshiab uas nyuam qhuav tuaj txog rau qhov chaw nrog rau neeg txawv lwm teb chaws uas tuaj ua si, neeg poob teb chaws los yog neeg hla lwm teb chaws tuaj tshiab.

Koj yuav ua tau dab tsi?

- Nrog koj cov neeg uas nyob tsev puab koj (neighbours) tham thiaj li puab tau tias cov twg yuav ntxim muaj koj txoj kev pab – nco ntsoov tias ntau tus neeg pom lawd txoj kev zais txog qee yam (privacy) muaj nais.
- Sau ib co npe txog tej yam uas koj cov neighbour yuav muaj peev xwm sib pab. Puas muaj tej tug neeg uas muaj kev txawj ntse dab tsi: piv xam li kev txawj txog tshuaj (medical) los yog kev txawj ntawm kev lag luam (trade)?
- Muaj kev npaj seb cov neeg nyob ua ke yuav sib pab ua hauv lwm li cas tom qab kev puas tshuaj.
- Npaj ib txoj kev ua huaj lwm ntawm cov neeg nyob ntawm ib thaj tsam ua ke (Community Working Bee) – nws yog ib txoj kev zoo heev uas muaj los sib puab txog cov neeg nyob tsev puab koj.
- Kev piv xam uas koj yuav pab tau lwm tus: Piv xav li.
 - Bill muaj kev xiam oob khab ntawm nws cev nqaij thiab ib ce thiab xav tau ib tug neeg pab qhia nws txog thaum kev qhia kom ceev faj ntawm ntuj huab cua thiab yog tias cov kev qhuab qhia muaj kev lawb lawm.
 - Joan tshem tsis tau khoom nyhav thiab yuav tau siv kev pab tshem nws tej rooj tog thaum tias yuav muaj kev dej nyab sai.
 - Yog tias cov fais fab yuav muaj kev raug Jack yuav tsum tau muaj kev pab npaj txog nws txoj kev noj mov thiab pab mus cuag nws tsev neeg.
 - Sally zaum laub ces yuav tsum tau muaj kev pab khi tej yam khoom nyob ntawm tsev kom ruaj.
- nrog cov neeg uas nyob tsev puab koj zaum thiab hauv ib khob tshuaj yaj thiab tham txog yam uas tau tshwm sim no.

Kev pab rau cov neeg uas nyob tsev puab koj (neighbours)?

- Pab kom lawd ntsuaj xyuas thiab npaj lawd lub tsev rau thaum sij hawm uas muaj xwm txheej kub raws li:
 - pab npaj txog hom phiaj yuav ua li cas thaum muaj kev xwm txheej kub (Emergency Plan)
 - Pab npaj kom muaj pob khoom thaum sij hawm muaj xwm txheej kub (Emergency Kit);
 - pab npaj txog hom phiaj yuav ua li cas thaum muaj kev xwm txheej kub rau tsiaj tu thiab aub uas txawj muaj kev pab tib neeg (assistance dogs)
- Pab nrhiav kom pom thiab mus muab khoom uas yuav tau muaj los siv thaum muaj kev xwm txheej kub.
- Pab ntawm kev tsiv rooj tog thiab tej yam khoom muaj nqis kom tsis txhob nyob ntawm kev uas muaj dej nyab.
- Muab xov xwm txog tias muaj dab tsi tshwm sim lawm.
- Pab ua kom vaj tse khov kho ua ntej muaj yi cua los yog cua daj cua dub.
- Pab muab kev nkaum rau lwm tus thaum muaj kev xwm txheej kub tshwm sim.
- Pab txog kev tu thiab ntxuav tom qab muaj kev puas ntsuaj.

Tus naj npawb 132 500 yog tus naj npawb yuav tsum tau hu yog tias koj xav muaj kev pab los ntawm kev xwm txheej kub ntawm lub xeev (State Emergency Service) txog rau kev puas tshuaj uas tshwm sim los ntawm cua daj cua dub tshwm sim los ntawm dej nyab tsev, ntoo vau rau vaj tse thiab kev puas tsuaj rau koj lub ruv tsev.

Tsab ntawv no tsuas yog muaj kev muab xov xwm los ntawm txoj kev sib jab zoo xwm. Lub koos haum Department of Community Safety, Emergency Management Queensland thiab txoj kev pab los ntawm ib lub xeev thaum muaj kev xwm txheej kub (State Emergency Service) yuav tsis muaj kev lav rau leej twg txog ntawm kev puas tsuaj (nrog rau kev puas ntsoog los yog kev puas tshuaj tom qab) uas tau raug mob uas yuav tshwm sim los yog tshwm sim ncaj qha los tsuas los ntawm ib tug neeg txoj kev poog txog cov xov xwm nyob rau tsab ntawv no



Mus xyuas cov neeg uas nyob tsev puab koj (neighbours)



Nco ntsoov – Yuav tsum txawj xav txog koj tus neighbour txoj kev zais txog qee yam (privacy).

Xov xwm txog koj tus Neighbour

Naj npawb tsev		Npe tsev neeg los lub xeeb	
Neeg nyob hauv tsev neeg (family members)			
Tsiaj tu (Yam tshiaj thiab lawd cov npe)			
Naj npawb xov tooj			
Qhov chaw uas sau ntawv tuaj hauv fais faib (Email Address)			
Naj npawb xov tooj ntawm tus neeg uas yuav cuag thaum muaj kev xwm txheej kub			
Kev sib txheeb			
Tej yam ntawv luv tsawg (notes) (piv xam li: yuav tsum muaj kev pab)			

Naj npawb tsev		Npe tsev neeg los lub xeeb	
Neeg nyob hauv tsev neeg (family members)			
tshiaj tu (Yam tshiaj thiab lawd cov npe)			
Naj npawb xov tooj			
Qhov chaw uas sau ntawv tuaj hauv fais faib (Email Address)			
Naj npawb xov tooj ntawm tus neeg uas yuav cuag thaum muaj kev xwm txheej kub			
Kev sib txheeb			
Tej yam ntawv luv tsawg (notes) (piv xam li: yuav tsum muaj kev pab)			

Naj npawb tsev		Npe tsev neeg los lub xeeb	
Neeg nyob hauv tsev neeg (family members)			
tshiaj tu (Yam tshiaj thiab lawd cov npe)			
Naj npawb xov tooj			
Qhov chaw uas sau ntawv tuaj hauv fais faib (Email Address)			
Naj npawb xov tooj ntawm tus neeg uas yuav cuag thaum muaj kev xwm txheej kub			
Kev sib txheeb			
Tej yam ntawv luv tsawg (notes) (piv xam li: yuav tsum muaj kev pab)			

Xov tooj uas tseem ceeb

Tub ceev xwm neeg tua huas taws thiab qhov chaw uas thauj neeg raug mob (tsuas yog thaum koj ntseeg tau tias txoj kev xwm txheej kub ntawd yuav muaj kev puas tsuaj rau kev ua neej yuav muaj kev phem heev)	Kev xwm txheej kub: 000 Peb lub xun (ntaus 112 ntawm xov tooj ntawm tes)
Kev pab txog ntawm kev xwm txheej kub ntawm lub xeev (State Emergency Services) (SES)	132 500
Cov neeg uas sib koom ua kev ntawm tej lub nroog (Local Council)	
RSPCA 1300 363 736 musqhia txog ib tug tsiaj uas nrhiav tau los yog poob zoo	
Kev pab rau tsiaj uas nyob ib thaj tsam (native) uas muaj kev raug mob los yog kev kaw	1300 animal (tsiaj) 1300 264 625
Koos haum nyob ntawm tej lub nroog uas pab txog kev tau zoo ntawm tsiaj (Local animal welfare agency)	

Tsab ntawv no tsuas yog muaj kev muab xov xwm los ntawm txoj kev siab zoo xwm. Lub koos haum Department of Community Safety, Emergency Management Queensland thiab txoj kev pab los ntawm ib lub xeev thaum muaj kev xwm txheej kub (State Emergency Service) yuav tsis muaj kev lav rau leej twg txog ntawm kev puas tsuaj (nrog rau kev puas nsoog los yog kev puas tshuaj tom qab) uas tau raug mob uas yuav tshwm sim los yog tshwm sim ncaj qha los tsuas los ntawm ib tug neeg txoj kev poog txog cov xov xwm nyob rau tsab ntawv no



Txoj kev npaj rau tej tsiaj tu thaum sij hawm muaj xwm txheej kub (Pet Emergency Plan)



Peb muaj kev vam meej uas tau txais feem huab cua thiab kev ua neej zoo heev nyob rau Queensland. Tam sim kev xwm txheej txheeb los ntawm kev roj hav (natural hazards) xws lis muaj yi cua cua daij thiab kev uas dej nyab vaj tse yog ib yam uas yuav zam tsis tau ntawm peb yam huab cua uas nyob ncig peb. Dab neeg pom tau tias peb yuav pub tsis tau kom muaj txoj kev txaus siab txog txoj kev puas tsuaj uas yuav muaj no.

Siv lub sij hawm no npaj rau tej lub sij hawm muaj xwm txheej kub thiab:

- npaj rau koj lub vaj tse;
- npaj txog koj tej tsiaj tu thaum sij hawm muaj xwm txheej kub thiab pob khoom rau tsiaj tu thaum sij hawm muaj xwm txheej kub (Pet Emergency Kit);
- npaj koj tsev neeg txoj kev ntawm sij hawm muaj xwm txheej kub (Household Emergency Plan);
- Npaj koj tsev neeg txoj kev tshem neeg tawm thiab pob khoom ntawm txoj kev tshem neeg tawm (Evacuation Kit); thiab
- kho xov tooj cua kom raug rau txoj kev qhuab qhia txog kev ceev faj.

Xws li peb yuav tsum tau npaj peb tsev neeg thiab vaj tse rau tej lub sij hawm uas muaj xwm txheej kub los kev puas tshuaj, peb kuj yuav tsum tau npaj peb cov tsiaj tu thiab. Koj cov tsiaj kuj muaj koom rau ntawm koj tsev neeg; yog koj siv sij hawm npaj tam sim no koj muaj peev xwm ua kom txoj kev nyab xeeb ntawm koj tsev neeg cov tsiaj tu muaj kev nce nqi rawsli muaj txoj kev ua tseeb ntawm lawd cov kev xav thaum uas yuav muab nrog kev npaj txog kev tsev neeg.

Txawm tias kev xav tau nyob ntawm txhua leej txhua tus yuav txawv, koj yuav tsum tau txiav txim siab txog txoj kev npaj uas yuav zoo tshaj rau koj xws li koj txoj kev tshwm sim thiab qhov chaw.

Ntsuaj xyuas ntawm cov neeg uas sib koom ua ke ntawm koj lub zos (local council) thiab lub yam koos haum txog kev xwm txheej, kev npaj rau sij hawm muaj kev xwm txheej kub ntawm qhov chaw koj nyob (local emergency plan) thiab yuav muaj kev npaj dab tsi txog ntawm kev nkawm siv ntu puav rau tsiaj tu (pets) thaum muaj kev xwm txheej kub los yog kev puas tshuaj loj heev.

Yuav tsum muaj kev npaj tos

Yog tias koj xav txog tias yuav muaj kev tsiv tsiaj rau ib qho chaw nyab xeeb, yuav tsum ua kom ntov thiaj li zam tau kev pheejmoo uas tsis xav tau. Tej zaum kuj muaj tias koj yuav coj tsis tau koj tus tsiaj tu nrog koj rau kev nkaum siv ntu puav (temporary) uas rau neeg – yuav tsum xav thiab npaj ua ntej.

- Khi los pav tsiaj kom khov hauv tsev ua ntej muaj kev xwm txheej khub kom nws tsis txhob ya los yog khiav mus.
- Siv khoom ntim ruaj/ pob tawb nqa tsiaj tu, hlua los yog hlua puas los tshem tsiaj rau kev nyab xeeb.
- Yuav tsum nrhiav kom pom tseeb tias lub sij hawm no nws tau txais txhua txoj kev hno tsuaj.
- Nws kuj tias koj tus tsiaj tu yuav nkaum tsis tau rau qhov chaw nyab xeeb deb los ntawm qhov chaw uas muaj xwm txheej kub (emergency zone).
- Yog tias koj yuav muaj peev xwm nrhiav tau chaw nkaum siv ntu puav (temporary) los zov koj tus tsiaj tu uas, koj yuav tsum ua kom muaj tseeb tias koj tus tshiaj tu tej kev txheeb rau kev hno tshuaj tiab kho mob , kev noj zaub noj mov thiab lwm yam khoom siv nrog nws mus tom lub tsev zov nws ntawd.
- Ua kom tseeb tias tej tsiaj tu muaj kev txheej tseeb kom zoo. Nco ntsuov tias– thaum muaj sij hawm puas tshuaj, tej zaum naj npawb xov tooj yuav tsis muaj thiab nws yog ib yam tseem ceeb tias txoj kev cuv npe twg muaj koj qhov chaw nyob rau lub caij tam sim no.
- Yuav tsum muaj ib daim duab nyob rau lub caij tam sim no. Qho no kuj pab tau txheeb tau tias koj yog nws tus tswv raws kev cai.

Tsab ntawv no tsuas yog muaj kev muab xov xwm los ntawm boj kev siab zoo xwm. Lub koos haum Department of Community Safety, Emergency Management Queensland thiab boj kev pab los ntawm ib lub xeev thaum muaj kev xwm txheej kub (State Emergency Service) yuav tsis muaj kev lav rau leej twg boog ntawm kev puas tsuaj (nrog rau kev puas ntsuog los yog kev puas tshuaj tom qab) uas tau raug mob uas yuav tshwm sim los yog tshwm sim ncaj qha los buas los ntawm ib tug neeg boj kev poog boog cov xov xwm nyob rau tsab ntawv no

Me nyuam aub uas muaj kev xyaum ntawm txoj kev pab (assistance dogs)

Nyob rau ntawm txoj kev mas, me nyuam aub uas muaj kev xyaum ntawm txoj kev pab yuav muaj kev tso cai nyob nrog nws tus tswv tom kev nkaum ntawm xwm txheej kub. Cov uas tau muaj kev txais li no kuj yuav tsum muaj kev txheej tseeb thiab kev pov thawj los ntawm txoj kev hno tshuaj. Ntsuaj xyuas nrog koj tus local council kom tau txais xov xwm ntxid.

Yuav ua li cas yog tias koj tus tsiaj tu tsis yog ib tug aub los yog ib tug miv?

Txawm hais ntau feem tsev neeg cov tsiaj tu ib txwm yog aub, miv thiab noog, cov xov xwm hais tau no kuj muab hais tau nrog rau txhua tus tsiaj tu hais txog kev npaj ntawm ib tsev neeg tus tsiaj tu thaum lub caij xwm txheej kub (household pet emergency planning).

Yog tias koj tus tsiaj tu tis poob rau yam los qhaub (category) no, piv xam li, tshiaj haum hav dej, tsiaj nab qa (reptile), tshiaj uas tus nruab teb cias muag (livestock) (npua, yaj yuam, tshis, nees, nyuj, yaj). Nws yog ib yam lus qhia tias koj mus cuag koos haum ua zoo raws txoj kev no, piv xwm li Queensland Primary Industry and Fisheries tsiaj uas tus nruab teb cias muag (livestock), koos haum RSPCA, tus kws kho tsiaj uas yog koj tus tsiaj siv los yog lub khws uas muag tsiaj tu kom lawd muab kev qhuab qhia txog ntawm kev npaj rau tej lub sij hawm muaj kev xwm txheej.

Pob khoom rau tsiaj tu thaum sij hawm muaj xwm txheej kub (Pet Emergency Kit)

Ua kom tseem tias koj pob khoom rau tsiaj tu thaum sij hawm muaj xwm txheej kub yuav muab tau raws kev yooj yim thiab muaj nrog:

- Tshuaj rau tsiaj noj (kom txaus li 2 lis piam), ntau ntawv cuav txoj kev noj tshuaj thiab kev hno tshuaj thiab xov xwm uas ntawm tus tsiaj tu ntawd tus kws kho tsiaj (veterinarian).
- zaub mov kom txaus (nrog rau khoom noj uas tsuas muab rau thaum nws ua tau tej yam zoo (treats) thiab dej (piv xam tias ntim hauv koos poom) rau txhua tus tsiaj – kom txaus rau li lub sij hawm 2 lis piam. Tsis txhob hnob qab tus ciaj uas qhib koos poom yog tias koj muaj zaub mov nyob hauv koos poom.
- Ib daim pam ntau pua pws uas nws zeem tau, khoom ua si, khoom tu kom tus tsiaj muaj kev hu si.
- Ib lub hnab ntim tsiaj ruaj/ pob tawb nqa, hlua los yog hlua puas los tshem tsiaj rau kev nyab xeeb.
- Xav txog koj tus tsiaj txoj kev tu kom nws hu si, uas yuav yog ib qho tseem tseeb rau nws (thiab koj) txok kev zoo neej, piv xwm li, Ntawv xov xwm (newspaper), ntawv sov ub so no (paper towels) tshuaj sov chaw kom hu si (disinfectant) hnab ntim khiab nyiab.
- Tsiaj noog yuav tsum muaj kev noj txhua hnub – muaj khoom noj cia rau thiab tej kav uas tso dej rau lub pob thawb rau noog thiab muaj ntauv thav lub pob thawb ntawd.
- Naj npawb xov tooj tseem ceeb, piv xam li, koj tus khws khob tsiaj tu, xov xwm hais txog koj tus tsiaj tu thiab kev pab thiab qhuab qhia.
- xov xwm txog txoj kev txheej xeeb.
- Yuav tsum muaj ib daim duab nyob rau lub caij tam sim no kom pab rau txoj kev txheej xeeb.

YUAV TSUM UA KOM MUAJ TSEEB TXHUA LUB CAIJ

- Koj tus tsiaj yuav tau txais zaub mov ntau thiab dej ntsiab haus.
- Koj tus tsiaj tu muaj chaw nkawm thiab txaj pw.
- Tag nrho cov tsiaj uas koj tau muaj kev saib xyuas yuav muaj kev cim thiab txheej ceem tau kom yog.
- Koj muaj naj npawb xov tooj rau tus kws saib tsiaj/ chaw uas muaj kev saib xyuas ntawm kev zoo neej ntawm tej tsiaj nyob rau koj tsev neeg pob khoom uas thaum muaj kev xwm txheej kub (household emergency kit).
- Koj yuav tsum tsis txhob lam tseg tsiaj khi los yog xauv tsis muaj kev nkaum thiab kev pw.
- Koj yuav tsum tsis txhob lam tseg tsiaj rau hauv luv fais tshab tej



Txoj kev npaj rau tej tsiaj tu thaum sij hawm muaj xwm txheej kub (Pet Emergency Plan)



Pob khoom rau tsiaj tu thaum sij hawm muaj xwm txheej kub (Pet Emergency Kit)

xov xwm txog txoj kev txheej xeeb.		Tej yam khoom rau kev pw thiab kev ua si	
Tshuaj rau tsiaj noj los tshuaj tu		Khoom siv tu tsiaj (Grooming equipment)	
		zaub mov rau tsiaj noj tus ciah uas qhib koos poom	
		Dej haus thiab ib lub tais	
Ntawv cuv cia kev mus hnov tshuaj tej		Ib lub hhab/pob tawb ruaj txoj hlua los yog hlua pluas	
Xov xwm txog koj tus khws khob tsiaj		Khoom muab ntxuav thiab tu tshiaj (sanitation needs)	

Xov xwm txheeb rau kev siv tshuaj ntawm koj tus tsiaj tu

Npe	Hom tshuaj siv	Ntsuas tshuaj noj raug pes tsawg (dosage) thiab yuav muab npaum cas

Xov tooj uas tseem ceeb

Qhov chawv uas muaj kev xwm txheej kub txheeb rau kev muab tshuaj ntawm tshiaj (Animal medical emergency centre)	
Hom phiaj RSPCA 1300 363 736 mus qhia txog ib tug tsiaj uas poob zoo los nrhiav tau	1300 animal (tsiaj) 1300 264 625
Koos haum nyob ntawm tej lub nroog uas pab txog kev tau zoo ntawm tsiaj (Local animal welfare agency)	
Kws kho tsiaj	
Tub ceev xwm neeg tua hluas taws thiab qhov chaw uas thauj neeg raug mob (tsuas yog thaum koj ntseeg tau tias txoj kev xwm txheej kub ntawd yuav muaj kev puas tsuaj rau kev ua nee yuav muaj kev phem heev)	Kev xwm txheej kub: 000 Peb lub xun (ntaus 112 ntawm xov tooj ntawm tes)
Kev pab txog ntawm kev xwm txheej kub ntawm lub xeev (State Emergency Services) (SES)	132 500
Cov neeg uas sib koom ua kev ntawm tej lub nroog (Local Council)	
Cov neeg uas muab kev tiv thaiv ntiaj tug (insurance) rau tsiaj (Pet insurance provider)	
Kev pab qhuab qhia thiab muab xov xwm ntawm tsiaj	
Chaw ua hauj lwm	
Chaw ua hauj lwm	
Cov neeg nyob tsev puab koj (neighbours)	
Cov neeg nyob tsev puab koj (neighbours)	

Xov xwm uas muaj kev cuag ntawm koj tsev neeg

Lub npe	Tus naj npawb xov tooj ntawm tes	Qhov chaw uas sau ntawv tuaj hauv fais faib (Email Address)

Tus neeg hauv yus tsev neeg uas yog tus hais cia tias yuav yog tus neeg tiv tauj thaum muaj kev xwm txheej kub

Lub npe ntawm tus neeg nyob kev ze	
Chaw nyob	
Naj npawb xov tooj tom tsev/chaw ua hauj lwm	
Qhov chaw uas sau ntawv tuaj hauv fais faib (email address)	
Lub npe ntawm tus neeg uas tsis nyob ntawm koj lub nroog	
Chaw nyob	
Naj npawb xov tooj txuas rau vaj tse (landline)/ naj npawb xov tooj ntawm xov tooj ntawm tes	
Qhov chaw uas sau ntawv tuaj hauv fais faib (email address)	

3140EMQ_(e)_HM_CCRRC

© 2011 Department of Community Safety

Produced with support from Cassowary Coast Regional Council

Tsab ntawv no tsuas yog muaj kev muab xov xwm los ntawm txoj kev siab zoo xwm. Lub koos haum Department of Community Safety, Emergency Management Queensland thiab txoj kev pab los ntawm ib lub xeev thaum muaj kev xwm txheej kub (State Emergency Service) yuav tsis muaj kev lav rau leej twg bog ntawm kev puas tsuaj (hrog rau kev puas ntsoog los yog kev puas tshuaj tom qab) uas tau raug mob uas yuav tshwm sim los yog tshwm sim ncaj qha los buas los ntawm ib tug neeg txoj kev poog bog cov xov xwm nyob rau tsab ntawv no

Yog xav muaj xov xwm txog ntawm txoj kev npaj rau thaum muaj kev xwm txheej kub – mus xyuas: www.disaster.qld.gov.au



Kho xov tooj cua kom raug rau txoj kev qhuab qhia txog kev ceev faj!



Peb muaj kev vam meej uas tau txais feem huab cua thiab kev ua neej zoo heev nyob rau Queensland. Tam sim kev xwm txheej txheeb ntawm kev roj hav (natural hazards) xws lis muaj yi cua cua daj cua dub kev uas dej nyab vaj thiab ntwc cua hiaiv looj loj (tsunami) tse yog ib yam uas yuav zam tsis tau ntawm peb yam huab cua uas nyob ncig peb. Nyuam qhuav muaj tej yam kev tshwm sim pom tau tias peb yuav pub tsis tau kom muaj txoj kev txaus siab txog txoj kev puas tsuaj uas yuav muaj no.

Siv sij hawm los npaj rau thaum muaj kev xwm txheej kub raws li:

- npaj hom phiaj yuav ua li cas thaum muaj kev xwm txheej kub (Emergency Plan)
- npaj kom muaj pob khoom thaum sij hawm muaj xwm txheej kub (Emergency Kit);
- npaj koj lub tsev;
- kho xov tooj cua kom raug rau txoj kev qhuab qhia txog kev ceev faj

Cov neeg uas muaj kev pab txog ntawm kev xwm txheej kub (Emergency Services) siv ntau txoj kev los qhia rau cov neeg nyog ua kev ntawm ib lub zos (community) kom muaj kev ceefvaj txog huab cua loj thiab lwm yam kev xwm txheej kub uas yuav siv kev npaj thiab kev pib ua ib yam dab tsi ntawm koj tsev neeg. Thaum muaj kev tshwm txog kev ceev faj tej zaum koj yuav tsum tau raws kev koj kom:

- ua kom kev npaj tej tiav
- khi khoom ncig koj lub tsev kom khov
- Ua koj lub homphiaj yuav ua li cas thaum muaj kev xwm txheej kub (Emergency Plan) kom nrhov
- nrhiav chaw nkawm, los yog
- pib mus rau qhov chaw uas koj tau pom zoo ua ntej tias yuav yog chaw nyab xeeb

Kev tshwm txog kev ceev faj yog ib yam uas muaj kev maj nroos txog - koj yuav tsum tau pib ua tej yam raws li xov xwm qhia tam sim ntawd

1. Kho xov tooj cua kom raug (Tune in):

- Kho koj lub xov tooj cua uas siv roj kom raug rau tshooj ABC los yog tshooj xov tooj cua ntawm koj lub zos kom mloog tau txog huabcua thiab xov xwm tawm tshiab txog kev qhia kom ceev faj. Nrhiav seb koj tshooj xov tooj cua ABC ntawm koj lub zos tom: www.abc.net.au/local
- Tig koj lub thisvis rau tshooj uas saib txog ntawm koj lub zos (local station) mus saib thiab mloog txog kev ceev faj ntawm xov xwm tawm tshiab.

Kev tshwm txog kev ceev faj yog ib yam uas muaj kev maj nroos txog - you koj yuav tsum tau pib ua tej yam tam raws li xov xwm qhia tam sim ntawd. Txawm tias yuav yog kev xwm txheej kub li cas...
koj yuav tsum tau....
Kho xov tooj cua kom raug (tune in).....mus cuag (log on)....mloog thiab pib ua... (Listen out and Act)

2. Mus cuag (Log on):


- Lub website Bureau of Meteorology kom tau xov xwm tawm tshiab txog kev huab cua kev ceev faj txog ntawm huab cua thiab xov xwm txog ntawm kev ceev faj txog ntawm ntwc cua hiaiv looj loj (tsunami). www.bom.gov.au.
- Lub website Queensland Disaster Management Services kom tau xov xwm los pab npaj kev tshaj tawm txog kev xwm txheej kub (Emergency Alerts) thiab xov xwm txog uas kev puas tsuaj uas tshwm sim tam sim no. www.disaster.qld.gov.au
- Koj cov neeg uas sib koom ua kev ntawm tej lub nroog (Local Council) lub website rau xov xwm txog kev tuav thiab npaj txog ntawm kev xwm txheej kub nroog rau xov xwm uas tshem neeg tau thiab kev tshem neeg www.dip.qld.gov.au/local-government-directory.html

3. Mloog ntsoov (Listen out):

- Seb puas hnov lub suab uas ib txhis siv qhia txog kev ceev faj thaum muaj kev xwm txheej kub (Standard Emergency Warning Signal (SEWS)) uas siv tom haus ntej uas muaj kev qhia txog kev ceev faj loj.
- seb puas hnov kev tshaj tawm txog kev xwm txheej kub tseg cia hauv koj lub xov tooj uas txuas vaj tse (landline) thiab kev sau ntawv hauv xov tooj ntawm tes (text message).
- seb puas hnov kev tshaj tawm txog kev qhuab qhia txog nyab xeeb thiab xov xwm tshiab los ntawm cov neeg nyob ib thaj tsam chaw (hauv xov tooj cua thiab thisvis).
- seb puas muaj cuab yeej ua suab nrov (sirens) thiab kev tshaj tawm uas nrov uas cov Emergency Services kuj tau siv ntawm qee lub sij hawm.
- Seb cov neeg uas muaj kev pab txog ntawm kev xwm txheej kub (Emergency Services) kuj yuav khob koj qhov rooj ntawm thaj tsam uas koj nyob kom tshaj tawm kev ceev faj ntawv rau koj.
- Yog xav muaj xov xwm ntxiv txog kev ceev faj txog huab cua (Weather Warnings) hu:
 - QLD kev tshaj tawm kev ceev faj ntawm yi cua (Tropical Cyclone Warnings): 1300 659 212
 - QLD kev tshaj tawm kev ceev faj huab cua thiab dej nyab (Land Weather and Flood Warnings): 1300 659 219
 - QLD kev tshaj tawm kev ceev faj ntawm chaw ua hiaiv txwv (Coastal Marine Warnings): 1300 360 427
 - Australian xov xwm txog ntawm yuav muaj kev puas ntsuaj los ntawm ntwc cua hiaiv looj loj (Tsunami Threat Information): (1300 TSUNAMI) 1300 878 6264
 - QLD (kev qhia ceev faj txog txhua yam tas nrhov (General Warnings) 1900 969 922 (yuav muaj kev them nqi hu xov tooj)

4. thiab pib ua (and Act):

- Pib ua tej yam raws li kev qhia tam sim
 - Yuav tsum ua kom pom tseeb tias cov neeg nyob hauv koj tsev neeg paub txog kev qhia ceev faj thiab cov lus qhuab qhia. Mus xyuas cov neeg uas nyob tsev puab koj (neighbours) thiab tej phooj ywg uas kuj yuav muaj kev pab txawv.
 - Ua koj lub homphiaj yuav ua li cas thaum muaj kev xwm txheej kub (Emergency Plan) kom nrov
 - Nrhiav thiab mus muab koj pob khoom thaum muaj kev xwm txheej kub (Emergency Kit)
 - yog tias yuav tsum tau ua siv koj tej kev npaj txog kev tshem neeg tawm (evacuation)
- Yog tias koj tuaj xyuas los yog tus ua si hauv Queensland los yog lwm lub xeev thiab koj tsis muaj tsev neeg los yog phooj ywg uas yuav nrog koj muaj kev nkawm mus cuag tus neeg uas saib xyuas kev nkaum thiab pw (accommodation) kom nrhiav tau tej kev uas muaj rau koj hais txog kev yuav khiav tawm los tshem neeg tawm (evacuation).



**KEV TSHAJ TAWM TXOG KEV XWM TXHEEJ KUB (EMERGENCY ALERT).
MUAJ KEV CEEV FAJ. MUAJ KEV PAUB TXOG.**

Kev tshaj tawm txog kev xwm txheej kub (emergency alert) yog ib txog kev uas muaj kev ceev faj tshaj tawm hauv xov tooj uas cov neeg uas muaj cai muaj peev xwm siv mus muab qhia kev ceev faj rau ib pab neeg uas nyob ua ke ib qho chaw.

Kev tshaj tawm emergency alert no muaj peev xwm yuav siv tau kom xa kev tshaj tawm raws ncauj (voice alerts) txog rau kev xov tooj uas txuas rau vaj tse (landline) nyob rau ntawm lub xov tooj ntawd nyob thaj tsam twg thiab muaj raws sau ntawv tshaj tawm rau xov tooj ntawm tes nyob rau raws ntawm qhov chaw xa daim ntawv them nqi rau (billing address)

Yog hais tias koj txais ib qho Emergency Alert no koj yuav tsum tau mloog txoj kev qhia no kom zoo thia ua raws kev qhia no tam sim ntawm. Kev qhia tawm raws ncauj uas tseg cia hauv koj lub xov tooj (voice messages) yuav muaj kev hais dua yog tias koj tuav lub xov tooj twj ywm. Tej zaum koj yuav tsum tau raws kev koj kom ua kom kev npaj tej tiav; khi khoom ncig koj lub tsev kom khov; nrhiav chaw nkaum los yog pib mus rau qhov chaw uas koj tau pom zoo ua ntej tias yuav yog chaw nyab xeeb www.disaster.qld.gov.au/ea/emergencyalert.asp

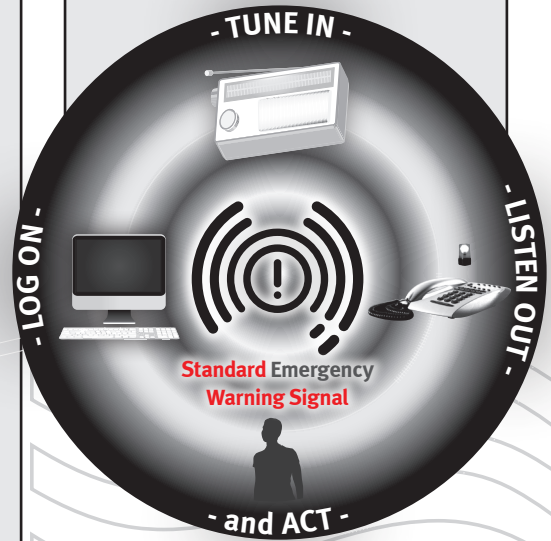


Nres thiab Mloog
Standard Emergency Warning Signal

Thaum muaj kev ceev faj tshaj tawm rau xwm txheej kub uas loj cov neeg uas muaj cai kuj yuav siv lub suab uas ib txhis siv qhia txog kev ceev faj thaum muaj kev xwm txheej kub (Standard Emergency Warning Signal - SEWS) ua ntej nws yuav muab xov xwm txog txoj kev xwm txheej kub ntawd yog li cas.

SEWS yog ib lub cuab yeej ua suab nrov quaj uas siv thooob teb chaws Australia rau tej xwm txheej kub uas tshwm sim xws li muaj yicua loj heev kev kub nyhiab ntawm roj ntoo (bushfire) kev dej nyab thiab kev cua daj cua dub. Thaum koj hnov kev tshaj tawm no hauv xov tooj cua this vis los yog hauv xov tooj los ntawm Emergency Alert messages, yuav tsum tau mloog txog cov xov xwm lawv qab kom zoo heev thiab pib ua tej yam raws li kev qhia tam sim ntawd.

Yog yuav mloog lub SEWS no mus rau: www.disaster.qld.gov.au/disasters/warning.asp



Kho xov tooj cua kom raug rau txoj kev qhuab qhia txog kev ceem faj!

KHO XOJ TOOJ CUA KOM RAUG (TUNE IN) MUS CUAG (LOG ON) MLOOG THIAB PIB UA (LISTEN OUT AND ACT)

Kho xov tooj cua kom raug:

Kuv tshooj xov tooj cua ntawm thaj tsam
(Local Radio Station): _____

Kuv tshooj this vis ntawm thaj tsam
(Local TV Station): _____

Mus cuag:

Ceg kev tswj fwm hais txog ntawm txuj ci uas nrog huab cua
(Bureau of Meteorology (BoM) www.bom.gov.au
The Bureau – (Phab uas hais txog kuv thaj tsam
(My Local Page)):

Queensland Disaster Management Services
www.disaster.qld.gov.au

Kuv cov neeg uas sib koom ua kev ntawm tej lub nroog (Local
Council):

Tshooj xov tooj cua ABC ntawm ib thaj tsam

Mloog ntsoov::

www.disaster.qld.gov.au/disasters/warning.asp
www.disaster.qld.gov.au/EA/Emergencyalert.asp

The Bureau – tus naj npawb xov tooj ntawm ib thaj tsam (My
Local Number):

Xov xwm hais txog ntwis cua hiav looj loj (tsunami)
1300 TSUNAMI (1300 878 6264)

Pib ua:

Kev tshwm txog kev ceev faj yog ib yam uas muaj kev maj nroos txog .
Yuav tsum tau pib ua tej yam rau li xov xwm qhia tam sim

Yog xav muaj xov xwm txog ntawm txoj kev npaj rau thaum muaj
kev xwm txheej kub – mus xyuas:

www.disaster.qld.gov.au



Xov xwm uas yuav muaj cuag thaum sij hawm muaj xwm txheej kub

Tub ceev xwm neeg tua hluas taws thiab qhov chaw uas thauj neeg raug mob	Peb lub xun (000) (ntaus 112 ntawm xov tooj ntawm tes)	www.safer.qld.gov.au/Emergencies/Triple_Zero
Bureau of Meteorology - ceg kev tswj fwm hais txog ntawm txuj ci uas nrog huab cua		
QLD (kev qhia ceev faj txog txhua yam tas nrho (General Warnings))	1900 969 922 (yuav muaj nqi hu xov tooj)	www.bom.gov.au
QLD kev tshaj tawm kev ceev faj ntawm yi cua (Tropical Cyclone Warnings):	1300 659 212	www.bom.gov.au/cyclone
QLD kev tshaj tawm kev ceev faj huab cua thiab dej nyab (Land Weather and Flood Warnings):	1300 659 219	www.bom.gov.au/hydro/flood/qld
QLD kev tshaj tawm kev ceev faj ntawm chaw ua hiav txwv (Coastal Marine Warnings):	1300 360 427	www.bom.gov.au/marine
Australian xov xwm txog ntawm yuav muaj kev puas ntsuaj los ntawm ntwis cua hiav looj loj (Tsunami Threat Information):	(1300 TSUNAMI) 1300 878 6264	www.bom.gov.au/tsunami
lub suab uas ib txhis siv qhia txog kev ceev faj thaum muaj kev xwm txheej kub (Standard Emergency Warning Signal)		www.disaster.qld.gov.au/disasters/warning.asp
Kev qhia ntawm kev tswj fwm los ntawm ib qho chaw (Local Government Directory)		www.dip.qld.gov.au/local-government-directory.html
Kev zoo neej thiab tsev kho mob	13 HEALTH (13 43 25 84)	www.health.qld.gov.au
Tsev kawm ntawv		www.education.qld.gov.au
Kev muab fais fab/fais fab tuag - xaim fais fab vau tej Nyob rau qab teb Queensland uas hnuv tuaj (South East QLD):	Energex: 13 19 62	www.ergon.com.au
Lwm qhov chaw hauv Queensland:	Ergon Energy: 13 22 96	
Kev muab fais fab/fais fab tuag Nyob rau qab teb Queensland uas hnuv tuaj (South East QLD):	Energex: 13 19 62	
Lwm qhov chaw hauv Queensland:	Ergon Energy: 13 22 96	www.131940.qld.gov.au
Muaj tias kaw kev - Nyob rau qab teb Queensland uas hnuv tuaj (South East QLD):	13 19 40	
Lwm qhov chaw hauv Queensland:	1300 130 595	
Telephone Telstra:	132 203	www.telstra.com.au
Optus:	1300 307 937	www.optus.com.au
Tsiai Tus xov tooj uas hu txog tsiaj tej (Wildlife Hotline)	1300 130 372	
RSPCA	1300 852 188	www.rspcaql.org.au/emergencies
Tus xov tooj uas hu txog kev saib xyuas kab mob tej (Disease Watch Hotline)	1800 675 888	www.dpi.qld.gov.au/27_127.htm
Tsiaj uas xyiam los poob zoo lawm		http://lostfound.rspcaql.org.au/

Tsab ntawv no tsuas yog muaj kev muab xov xwm los ntawm txoj kev siab zoo xwm. Lub koos haum Department of Community Safety, Emergency Management Queensland thiab txoj kev pab los ntawm ib lub xeev thaum muaj kev xwm txheej kub (State Emergency Service) yuav tsis muaj kev lav rau leej twg txog ntawm kev puas tsuaj (nrog rau kev puas ntsoog los yog kev puas tshuaj tom qab) uas tau raug mob uas yuav tshwm sim los yog tshwm sim ncaj qha los txuas los ntawm ib tug neeg txoj kev poog txog cov xov xwm nyob rau tsab ntawv no